









Empfehlung zum Einsatz Genomischer Jungvererber Zuchtwertschätzung April 2024 – Besamungsstation Bayern-Genetik

		GZW Milchleistung	Persistenz Melkbarkeit/-verhalten	FW	Fitness	Gesundheits- zuchtwerte	Ext- erieur
	Immo 10/174520 Immunity Edelstein BG	gGZW 145 74% MW 132 84% +1066	P 94 76% M 98 82% Mvh 98 58% +0.06 +50 +0.04 +42	117 74% 119 109 115	FIT 119 79% EGW 112 81% Fp Kp 105 81% VIW 110 72% N 117 68% ZZ 108 76% FRW 115 68% Km 105 74 % KGW 101 67%	MAS 117 56% ZYS 112 61% fFR 110 62% MIF	111 107 99 112 (104)
	Hrom 10/606906 Hashtag Hutubi BG 	gGZW 145 77% MW 131 86% +1071	P 108 79% M 118 84% Mvh 107 62% +0.09 +54 -0.02 +36	123 75% 117 119 115	FIT 114 81% EGW 108 83% Fp [±0] Kp 101 89% VIW 105 72% N 112 70% ZZ 109 79% FRW 109 70% Km 103 76% KGW 109 69%	MAS 104 58% ZYS 107 63% fFR 105 65% MIF	105 105 113 108 (101)
	Seeshaupt 10/874739 Sputnik Wettiner BG Bauer,	gGZW 145 74% MW 130 84% +1050	P 105 75% M 100 82% Mvh 99 58% +0.01 +44 +0.03 +40	111 71% 105 111 109	FIT 124 78% EGW 122 80% Fp Kp 104 79% VIW 105 71% N 124 67% ZZ 123 75% FRW 109 67% Km 111 74% KGW 101 67%	MAS 113 55% ZYS 106 60% fFR 106 61% MIF	99 104 104 117 (102)
	Seide P*S 10/866176 Sputnik Valtra BG, Bauer	gGZW 145 73% MW 129 83% +1335	P 96 74% M 96 82% Mvh 99 58% -0.16 +41 -0.08 +40	120 70% 117 117 113	FIT 123 78% EGW 113 79% Fp Kp 109 79% VIW 113 71% N 120 67% ZZ 112 74% FRW 117 67% Km 110 74% KGW 96 66%	MAS 112 55% ZYS 106 60% fFR 113 61% MIF	107 97 103 116 (101)
	Walbusch P*S 10/880576 Wannabe Zeiger BG	gGZW 145 75% MW 125 84% +1195	P 112 76% M 91 84% Mvh 101 61% -0.09 +41 -0.13 +31	119 72% 111 122 108	FIT 128 80% EGW 134 81% Fp Kp 105 80% VIW 105 73% N 123 69% ZZ 137 76% FRW 106 69% Km 109 75% KGW 99 69%	MAS 119 58% ZYS 100 62% fFR 102 63% MIF	96 104 105 112 (103)
	Samt P*S 10/855555 Senator Vogtland BG, Bauer	gGZW 142 74% MW 131 84% +1324	P 103 75% M 108 83% Mvh 100 60% +0.06 +50 -0.08 +39	107 71% 105 106 103	FIT 121 79% EGW 116 81% Fp Kp 105 80% VIW 106 72% N 121 69% ZZ 115 76% FRW 110 68% Km 106 74% KGW 96 67%	MAS 109 57% ZYS 104 62% fFR 102 63% MIF	95 103 110 114 (103)
	Wucki 10/174529 Wundawuzi Eilfort BG	gGZW 142 73% MW 130 83% +1030	P 108 75% M 10382% Mvh 95 59% +0.03 +46 +0.02 +39	126 70% 130 120 116	FIT 111 78% EGW 109 80% Fp Kp 98 79% VIW 100 71% N 103 67% ZZ 108 75% FRW 109 67% Km 110 74% KGW 90 66%	MAS 101 55% ZYS 114 60% fFR 107 61% MIF	122 105 106 120 (106)
	Wundabua 10/866164 Wundawuzi Manaus BG, Bauer	gGZW 141 75% MW 131 84% +1220	P 95 76% M 110 83% Mvh 96 61% -0.02 +49 -0.05 +39	117 71% 120 112 110	FIT 113 80% EGW 105 81% Fp Kp 110 81% VIW 116 72% N 107 69% ZZ 107 76% FRW 112 69% Km 106 75% KGW 91 69%	MAS 102 58% ZYS 106 62% fFR 107 63% MIF	109 111 102 110 (99)
	Wallfahrer P*S 10/866158 Wintertraum Mysterium BG	gGZW 140 75% MW 116 84% +940	P 107 76% M 104 84% Mvh 107 60% -0.23 +19 -0.10 +24	109 75% 107 107 106	FIT 134 80% EGW 126 81% Fp Kp 118 80% VIW 115 72% N 134 69% ZZ 126 76% FRW 115 69% Km 107 76% KGW 106 69%	MAS 117 58% ZYS 105 62% fFR 107 63% MIF	100 109 111 119 (101)
	Wintergold P*S 10/866161 Wintertraum Haribo BG, Bauer	gGZW 139 76% MW 126 84% +891	P 114 77% M 106 84% Mvh 96 61% -0.03 +34 +0.07 +38	119 76% 108 121 112	FIT 115 81% EGW 113 82% Fp Kp 121 82% VIW 110 73% N 115 70% ZZ 107 77% FRW 101 70% Km 102 76% KGW 108 70%	MAS 121 59% ZYS 100 63% fFR 95 64% MIF	104 109 113 114 (106)



Nicht mehr für den 60 % GJV jung – Anteil bei G+R geeignet